

Scaled data based on original data using
LM-79-08 Approved Method: Electrical and Photometric Measurements of Solid-
State Lighting Products

Test Report Prepared for
Cooper Lighting Solutions
(formerly Eaton)

Brand: McGRAW-EDISON

Report Number: P938843

Luminaire Tested: **GALN-SB1A-930-U-T1**

Issue Date: 1/21/2025

Test Information

Test Method: LM-79-08
Report Number: P938843
TEST IS SCALED FROM IESNA LM-79-08 TEST DATA (G2-2405-108-2)
Test Lab: INNOVATION CENTER
Issue Date: 1/21/2025
Manufacturer: COOPER LIGHTING SOLUTIONS (FORMERLY EATON)
Product Line: McGRAW-EDISON
Catalog Number: GALN-SB1A-930-U-T1
Description: GALLEON AREA AND ROADWAY HIGH DENSITY LED LUMINAIRE
(1) 90 CRI, 3000K, 350mA LIGHTSQUARE WITH 26 LEDS AND TYPE I OPTICS
Light Source: -
Ballast/Driver: -

Summary

Lumens per Lamp: N/A
Luminaire Lumens: 3088 lumens
Efficiency: N/A
Efficacy: 99.9 lumens/watt
Luminous Opening: Rectangular (W 0.5' x L: 0.5' x H: 0')
IES Classification: Type I - Short
BUG Rating: B2 - U0 - G2

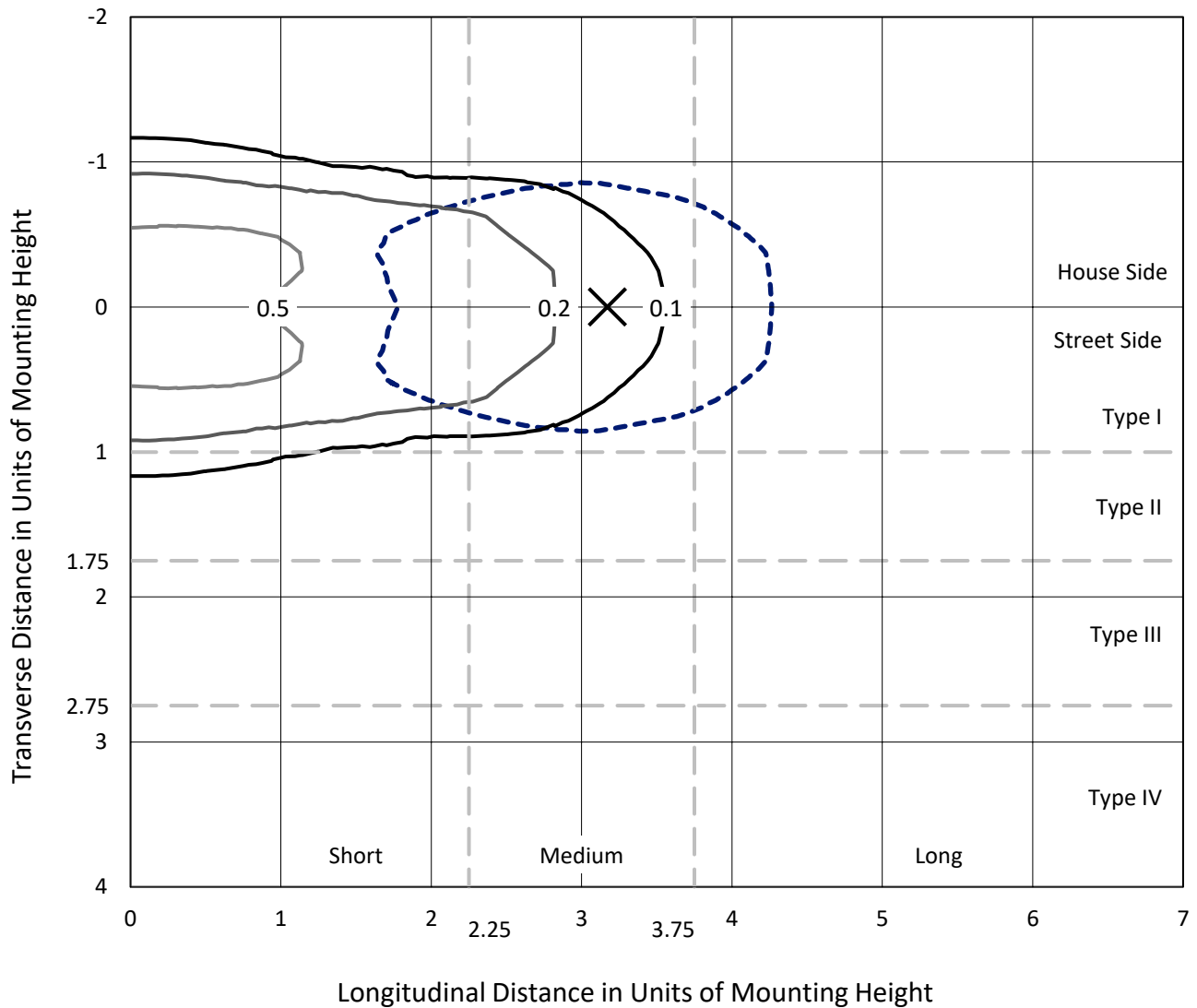
Input Watts (W): 30.9
Input Voltage (V): NR
Input Current (Ain): NR
Voltage Rise (V): NR
Power Factor: NR
Total Harmonic Distortion (THDi): NR
Frequency (hertz): 60
Stabilization Time: NR
Operation Time: NR
Ambient Temperature (°C): NR
Test Distance: 24 FT



REPORT NUMBER: P938843
 CATALOG NUMBER: GALN-SB1A-930-U-T1

Iso-Footcandle Lines of Horizontal Illumination

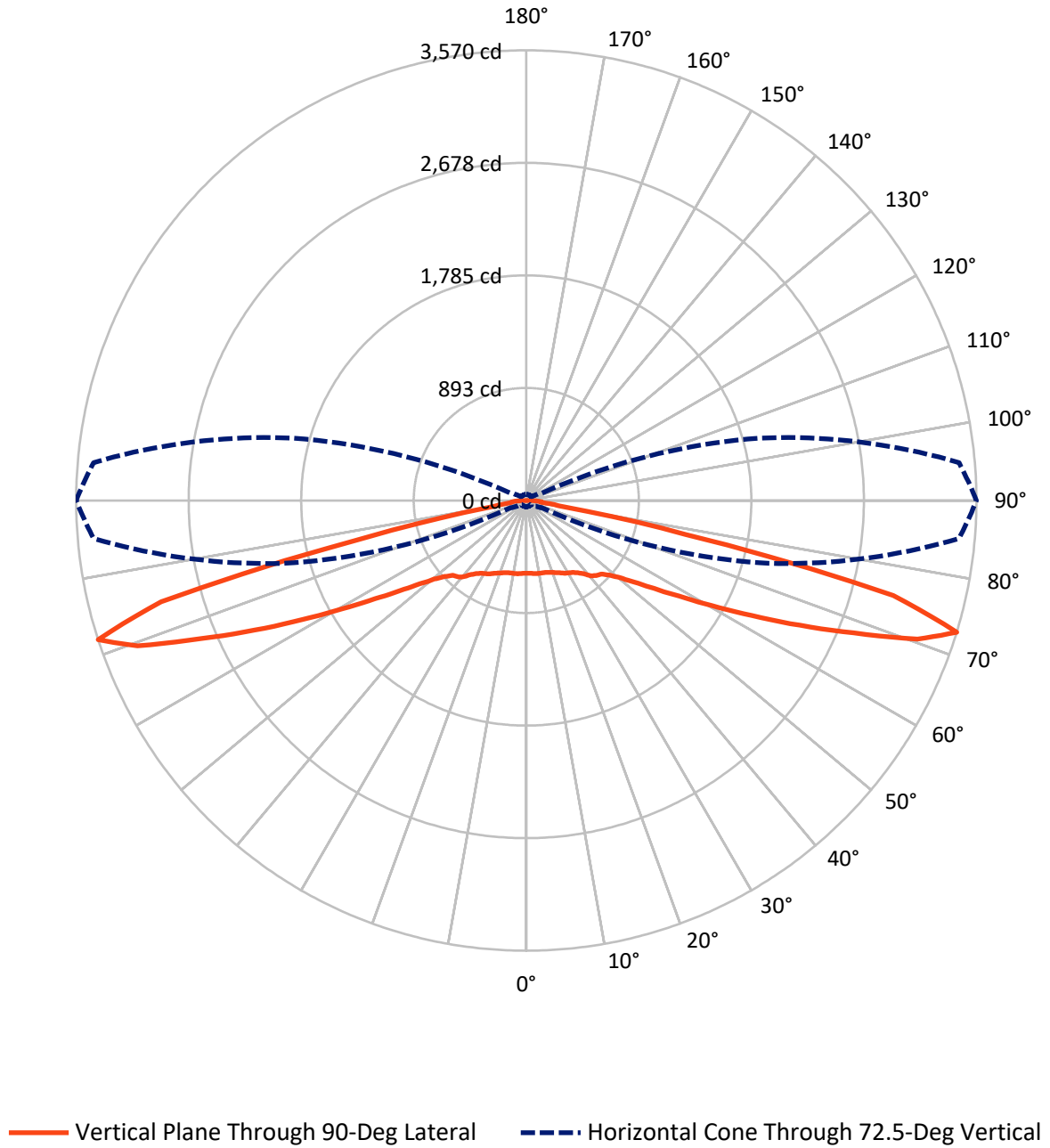
× Max cd
 - - - 1/2 Max cd



Based on 25 foot mounting height. Maximum calculated value = 0.9 fc
 Type I - Short - N/A

REPORT NUMBER: P938843
CATALOG NUMBER: GALN-SB1A-930-U-T1

Luminous Intensity Polar Plot



REPORT NUMBER: P938843

CATALOG NUMBER: GALN-SB1A-930-U-T1

FLUX DISTRIBUTION:

		Downward	Upward	Total
House Side	Lumens	1544.0	0.0	1544.0
	% Fixture	50.0	0.0	50.0
Street Side	Lumens	1544.0	0.0	1544.0
	% Fixture	50.0	0.0	50.0
Total	Lumens	3088.0	0.0	3088.0
	% Fixture	100.0	0.0	100.0

ZONAL LUMENS:

Zone	Lumens	% Fixture
0°-10°	56.0	1.8
10°-20°	171.1	5.5
20°-30°	285.2	9.2
30°-40°	392.3	12.7
40°-50°	479.1	15.5
50°-60°	554.1	17.9
60°-70°	660.7	21.4
70°-80°	461.1	14.9
80°-90°	28.3	0.9
90°-100°	0.0	0.0
100°-110°	0.0	0.0
110°-120°	0.0	0.0
120°-130°	0.0	0.0
130°-140°	0.0	0.0
140°-150°	0.0	0.0
150°-160°	0.0	0.0
160°-170°	0.0	0.0
170°-180°	0.0	0.0
0°-90°	3088.0	100.0
0°-180°	3088.0	100.0

Coefficient of Utilization



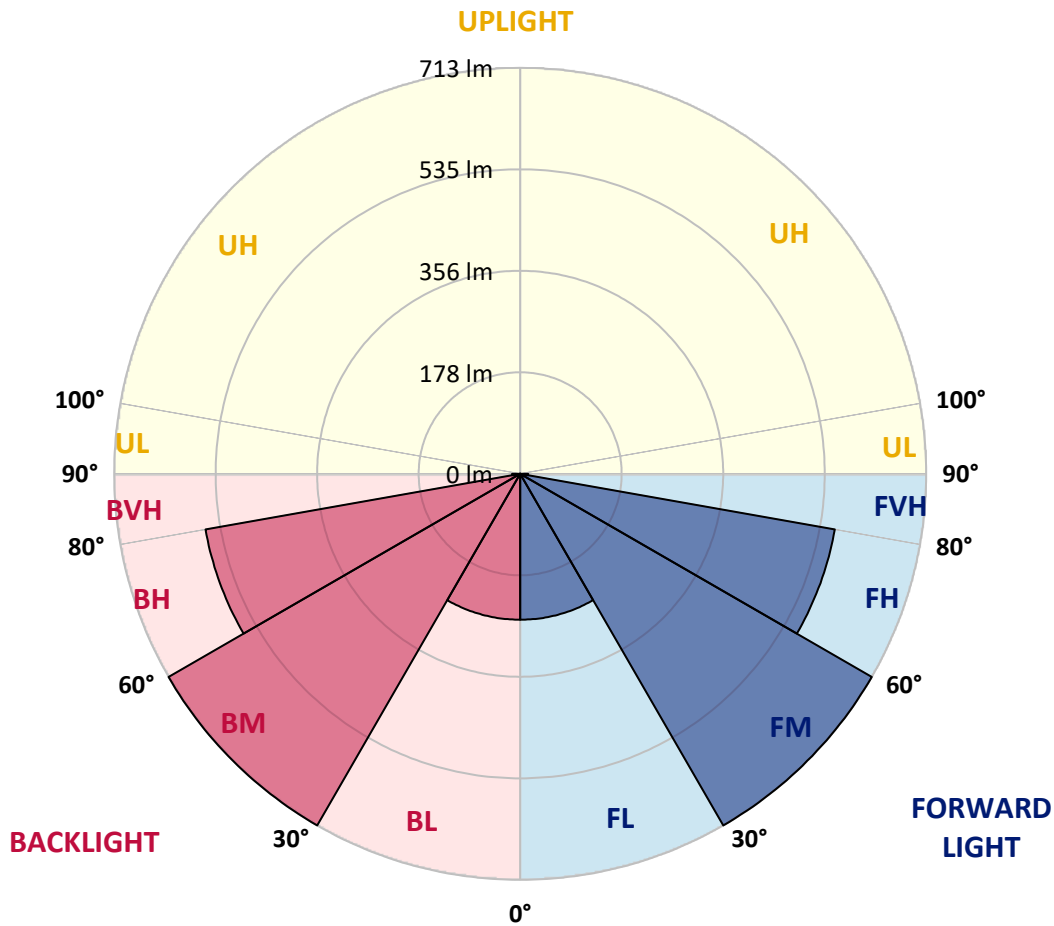
REPORT NUMBER: P938843
 CATALOG NUMBER: GALN-SB1A-930-U-T1

LUMINAIRE CLASSIFICATION SYSTEM LUMEN TABLE AND BUG RATING:

Zone	Lumens	% Fixture	Zone Rating/Lumen Limit		
			B	U	G
FL (0°-30°)	256.1	8.3			
FM (30°-60°)	712.8	23.1			
FH (60°-80°)	560.9	18.2			G0/660
FVH (80°-90°)	14.2	0.5			G1/100
BL (0°-30°)	256.1	8.3	B1/500		
BM (30°-60°)	712.8	23.1	B1/1000		
BH (60°-80°)	560.9	18.2	B2/1000		G2/1000
BVH (80°-90°)	14.2	0.5			G1/100
UL (90°-100°)	0.0	0.0		U0/0	
UH (100°-180°)	0.0	0.0		U0/0	

BUG Rating: B2-U0-G2

Type I Short



REPORT NUMBER: P938843

CATALOG NUMBER: GALN-SB1A-930-U-T1

CANDELA DISTRIBUTION (FULL):

	0°	5°	15°	25°	35°	45°	55°	65°	75°	85°
0°	577.0	577.0	577.0	577.0	577.0	577.0	577.0	577.0	577.0	577.0
2.5°	577.5	578.2	578.2	577.7	578.8	577.8	577.8	577.4	577.8	577.4
5°	580.5	581.3	581.6	581.5	582.9	582.1	582.1	581.5	581.6	581.1
7.5°	586.1	587.2	587.9	588.7	590.8	589.8	589.2	587.2	586.4	585.1
10°	587.9	589.2	591.3	595.6	600.5	600.7	598.7	593.8	590.0	587.0
12.5°	582.3	584.1	588.5	597.2	608.2	612.6	609.5	601.3	593.9	588.7
15°	575.2	577.2	583.9	597.0	613.3	623.6	623.3	612.5	600.7	592.5
17.5°	564.2	566.2	575.9	594.3	617.2	634.3	638.9	627.7	611.2	600.2
20°	544.4	546.2	559.6	585.4	618.5	645.6	657.6	647.8	627.1	612.1
22.5°	518.6	521.4	537.1	570.1	615.4	657.4	678.9	672.2	645.6	624.9
25°	491.0	494.0	512.4	551.4	607.4	666.0	704.2	699.9	666.6	640.9
27.5°	467.2	470.4	490.4	532.9	594.9	669.3	729.2	731.3	692.1	658.4
30°	448.5	451.5	472.8	517.9	578.8	666.0	751.0	765.8	718.0	673.7
32.5°	428.0	431.8	454.3	499.7	559.8	658.1	770.0	803.0	748.0	690.1
35°	402.1	405.5	429.2	474.8	534.8	645.5	785.9	844.4	791.0	715.0
37.5°	370.6	373.9	397.3	443.6	510.1	627.7	798.1	891.0	842.2	751.0
40°	338.9	342.0	364.0	408.8	480.4	605.1	802.4	936.6	901.0	800.4
42.5°	309.8	312.6	332.8	374.5	447.0	576.2	796.8	976.3	953.7	834.8
45°	283.1	285.6	303.4	342.3	412.4	541.1	780.0	1019.0	1016.4	859.5
47.5°	252.6	255.0	273.6	311.2	377.8	499.9	751.6	1061.0	1103.5	915.3
50°	215.3	217.5	236.5	275.2	341.8	456.1	712.3	1094.0	1213.5	999.8
52.5°	171.2	173.5	192.0	230.7	299.2	409.0	660.4	1115.5	1340.5	1123.2
55°	127.4	129.0	145.1	179.9	246.3	355.3	595.4	1121.6	1484.6	1291.9
57.5°	92.4	93.4	103.7	129.7	186.8	288.2	516.5	1105.8	1656.1	1508.2
60°	74.8	75.2	78.3	89.8	129.8	212.4	421.1	1051.6	1842.2	1787.0
62.5°	67.9	67.9	68.8	71.9	87.8	140.2	305.7	939.4	2041.7	2139.4
65°	63.2	63.2	63.5	65.0	69.3	89.3	193.0	756.6	2210.0	2552.1
67.5°	58.9	59.1	58.9	59.4	61.9	66.0	111.9	522.5	2300.6	2979.8
70°	54.5	54.8	54.0	54.0	56.0	56.1	70.1	286.5	2225.4	3338.2
72.5°	49.2	49.7	48.4	48.1	49.6	48.9	52.7	137.5	1910.6	3445.2
75°	44.6	45.3	42.3	41.5	41.5	41.0	42.8	70.6	1240.0	2810.5
77.5°	40.5	41.8	37.1	34.5	33.8	32.3	35.0	43.2	542.4	1319.5
80°	33.5	35.3	30.5	27.4	26.3	24.6	27.6	30.2	161.3	306.4
82.5°	24.9	25.8	21.7	19.5	18.5	17.4	20.7	21.0	52.5	108.5
85°	15.9	16.2	13.3	11.5	11.0	10.5	13.1	11.5	20.0	79.8
87.5°	5.6	6.4	5.1	4.6	4.9	4.1	6.1	3.4	5.6	56.3
90°	0.0	0.0	0.0	0.0	0.0	0.0	0.0	0.0	0.0	0.0

(END C

90°

577.0
577.4
581.1
585.1
586.5
587.9
591.1
598.4
609.4
621.2
635.6
652.8
665.6
679.9
703.7
735.9
784.3
814.2
831.6
883.1
959.4
1073.5
1229.7
1429.9
1688.4
2007.3
2385.1
2799.5
3290.8
3570.0
3006.1
1292.1
293.4
122.6
115.9
69.7
0.0

OF REPORT)